

**Survey of Entering Student Engagement - Florida SouthWestern State College (2024 Administration)**

**2024 Benchmark Scores Report - Main Survey**  
Comparison Group: Large Colleges in the 2024 Cohort\*

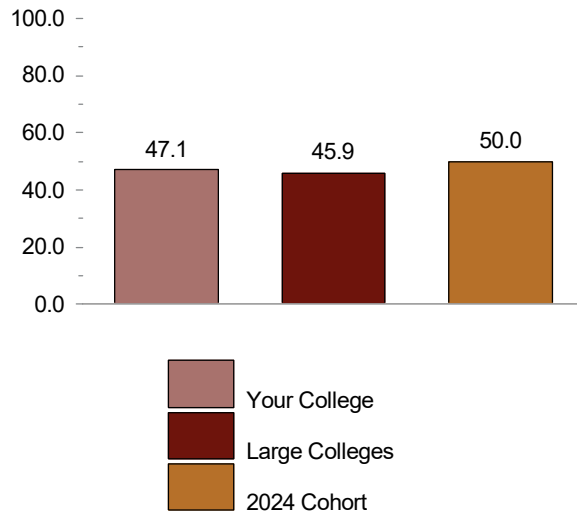
Entering Students Only

[Weighted]

Benchmark	Your College	Large Colleges		2024 Cohort	
	Score	Score	Difference	Score	Difference
Early Connections	47.1	45.9	1.2	50.0	-2.9
High Expectations and Aspirations	49.9	48.8	1.1	50.0	-0.1
Clear Academic Plan and Pathway	45.3	47.5	-2.1	50.0	-4.7
Effective Track to College Readiness	41.4	47.6	-6.2	50.0	-8.6
Engaged Learning	43.5	49.3	-5.8	50.0	-6.5
Academic and Social Support Network	47.7	49.2	-1.4	50.0	-2.3

\* The comparison group and cohort columns on this page INCLUDE your college.

**Survey of Entering Student Engagement**  
**Florida SouthWestern State College (2024 Administration)**  
**2024 Benchmark Bar Chart - Main Survey**  
Comparison Group: Large Colleges in the 2024 Cohort\*  
Entering Students Only  
[Weighted]  
Early Connections (EARLYCON)



\* The comparison group and cohort bars on this page INCLUDE your college.

**Survey of Entering Student Engagement - Florida SouthWestern State College (2024 Administration)**

**2024 Benchmark Means Report - Main Survey**  
 Comparison Group: Large Colleges in the 2024 Cohort\*

Entering Students Only

[Weighted]

Early Connections (EARLYCON)

		Your College	Large Colleges		2024 Cohort	
Item	Variable	Mean	Mean	Effect Size**	Mean	Effect Size**
Item 18: Think about your experiences from the time of your decision to attend this college through the end of the first three weeks of your first semester/quarter.						
1 = Strongly disagree, 2 = Disagree, 3 = Neutral, 4 = Agree, 5 = Strongly agree						
18a. The very first time I came to this college I felt welcome [EARLYCON]	WELCOME	4.06	4.13		4.18	
18i. The college provided me with adequate information about financial assistance (scholarships, grants, loans, etc.) [EARLYCON]	FAINFO	3.58	3.62		3.70	
18j. A college staff member helped me determine whether I qualified for financial assistance [EARLYCON]	QUALFA	2.98	3.11		3.26	-0.24**
18p. At least one college staff member (other than an instructor) learned my name [EARLYCON]	CSTAFNAM	3.05	3.36	-0.23**	3.46	-0.32**
One or more items in this benchmark are not suited to means calculations. Please see the Frequency Distribution that follows for these items.						

\* The comparison group and cohort columns on this page EXCLUDE your college.

\*\* T-test: 2-tailed

If a row contains less than 50 respondents, interpret the comparison results cautiously.

**Survey of Entering Student Engagement - Florida SouthWestern State College (2024 Administration)**  
**2024 Benchmark Frequency Distributions - Main Survey**

Comparison Group: Large Colleges in the 2024 Cohort\*

Entering Students Only

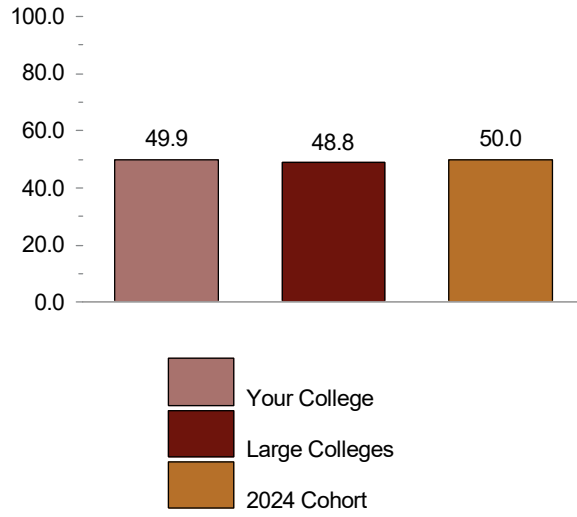
[Weighted]

Early Connections (EARLYCON)

Item	Variable	Responses	Your College		Large Colleges		2024 Cohort	
			Count	Percent	Count	Percent	Count	Percent
Item 18: Think about your experiences from the time of your decision to attend this college through the end of the first three weeks of your first semester/quarter.								
18a. The very first time I came to this college I felt welcome [EARLYCON]	WELCOME	Strongly disagree	2	0.3	37	0.4	217	0.6
		Disagree	6	0.9	107	1.2	359	1.0
		Neutral	137	21.3	1,740	18.8	6,092	17.2
		Agree	308	48.0	4,110	44.5	14,935	42.3
		Strongly agree	190	29.6	3,240	35.1	13,744	38.9
		<b>Total</b>	<b>642</b>	<b>100.0</b>	<b>9,234</b>	<b>100.0</b>	<b>35,347</b>	<b>100.0</b>
18i. The college provided me with adequate information about financial assistance (scholarships, grants, loans, etc.) [EARLYCON]	FAINFO	Strongly disagree	26	4.0	369	4.0	1,314	3.7
		Disagree	76	11.8	1,051	11.4	3,609	10.3
		Neutral	175	27.5	2,416	26.2	8,649	24.6
		Agree	228	35.7	3,220	35.0	12,454	35.5
		Strongly agree	134	21.0	2,152	23.4	9,103	25.9
		<b>Total</b>	<b>638</b>	<b>100.0</b>	<b>9,208</b>	<b>100.0</b>	<b>35,130</b>	<b>100.0</b>
18j. A college staff member helped me determine whether I qualified for financial assistance [EARLYCON]	QUALFA	Strongly disagree	58	9.2	808	8.8	2,700	7.7
		Disagree	198	31.3	2,328	25.4	7,609	21.7
		Neutral	163	25.8	2,555	27.9	9,446	27.0
		Agree	129	20.4	1,984	21.7	8,436	24.1
		Strongly agree	85	13.4	1,480	16.2	6,832	19.5
		<b>Total</b>	<b>633</b>	<b>100.0</b>	<b>9,155</b>	<b>100.0</b>	<b>35,024</b>	<b>100.0</b>
18p. At least one college staff member (other than an instructor) learned my name [EARLYCON]	CSTAFNAM	Strongly disagree	89	14.0	988	10.8	3,256	9.3
		Disagree	157	24.6	1,821	19.8	6,172	17.6
		Neutral	154	24.1	1,744	19.0	6,678	19.0
		Agree	109	17.1	2,193	23.9	8,982	25.6
		Strongly agree	130	20.3	2,440	26.6	9,973	28.4
		<b>Total</b>	<b>639</b>	<b>100.0</b>	<b>9,186</b>	<b>100.0</b>	<b>35,061</b>	<b>100.0</b>
Item 23								
23. Was a specific person assigned to you so you could see him/her each time you needed information or assistance? [EARLYCON]	ASNPERS	Yes	332	53.3	3,371	37.9	14,235	41.9
		No	291	46.7	5,524	62.1	19,750	58.1
		<b>Total</b>	<b>624</b>	<b>100.0</b>	<b>8,895</b>	<b>100.0</b>	<b>33,985</b>	<b>100.0</b>

\* The comparison group and cohort columns on this page EXCLUDE your college.  
Please see Table 1 for unweighted sample and population values of demographic items.

**Survey of Entering Student Engagement**  
**Florida SouthWestern State College (2024 Administration)**  
**2024 Benchmark Bar Chart - Main Survey**  
Comparison Group: Large Colleges in the 2024 Cohort\*  
Entering Students Only  
[Weighted]  
High Expectations and Aspirations (HIEXPECT)



\* The comparison group and cohort bars on this page INCLUDE your college.

**Survey of Entering Student Engagement - Florida SouthWestern State College (2024 Administration)**

**2024 Benchmark Means Report - Main Survey**  
 Comparison Group: Large Colleges in the 2024 Cohort\*  
 Entering Students Only  
 [Weighted]  
 High Expectations and Aspirations (HIEXPECT)

		Your College	Large Colleges		2024 Cohort	
Item	Variable	Mean	Mean	Effect Size**	Mean	Effect Size**
Item 18: Think about your experiences from the time of your decision to attend this college through the end of the first three weeks of your first semester/quarter.						
1 = Strongly disagree, 2 = Disagree, 3 = Neutral, 4 = Agree, 5 = Strongly agree						
18b. The instructors at this college want me to succeed [HIEXPECT]	WNTSCCD	4.28	4.33		4.37	
18t. I have the motivation to do what it takes to succeed in college [HIEXPECT]	ITTAKES	4.28	4.24		4.27	
18u. I am prepared academically to succeed in college [HIEXPECT]	ACPRPRD	4.21	4.22		4.24	
Item 19: During the first three weeks of your first semester/quarter at this college, about how often did you do the following?						
1 = Never, 2 = Once, 3 = Two or three times, 4 = Four or more times						
19c. Turn in an assignment late [HIEXPECT]	LATETURN	1.76	1.72		1.77	
19d. Not turn in an assignment [HIEXPECT]	NOTTURN	1.44	1.51		1.50	
19f. Come to class without completing readings or assignments [HIEXPECT]	NOTCOMPL	1.62	1.63		1.60	
19s. Skip class [HIEXPECT]	SKIPCL	1.24	1.28		1.27	

\* The comparison group and cohort columns on this page EXCLUDE your college.

\*\* T-test: 2-tailed

If a row contains less than 50 respondents, interpret the comparison results cautiously.

**Survey of Entering Student Engagement - Florida SouthWestern State College (2024 Administration)**  
**2024 Benchmark Frequency Distributions - Main Survey**

Comparison Group: Large Colleges in the 2024 Cohort\*

Entering Students Only

[Weighted]

High Expectations and Aspirations (HIEEXPECT)

Item	Variable	Responses	Your College		Large Colleges		2024 Cohort	
			Count	Percent	Count	Percent	Count	Percent
Item 18: Think about your experiences from the time of your decision to attend this college through the end of the first three weeks of your first semester/quarter.								
18b. The instructors at this college want me to succeed [HIEEXPECT]	WNTSCCD	Strongly disagree	1	0.1	16	0.2	121	0.3
		Disagree	5	0.8	57	0.6	196	0.6
		Neutral	60	9.4	956	10.4	3,278	9.3
		Agree	319	49.9	3,984	43.3	14,491	41.1
		Strongly agree	254	39.7	4,198	45.6	17,199	48.7
		Total	639	100.0	9,211	100.0	35,285	100.0
18t. I have the motivation to do what it takes to succeed in college [HIEEXPECT]	ITTAKES	Strongly disagree	4	0.7	86	0.9	306	0.9
		Disagree	8	1.2	214	2.3	763	2.2
		Neutral	71	11.1	1,297	14.1	4,541	12.9
		Agree	276	43.1	3,462	37.6	13,246	37.6
		Strongly agree	281	43.8	4,150	45.1	16,365	46.5
		Total	641	100.0	9,209	100.0	35,222	100.0
18u. I am prepared academically to succeed in college [HIEEXPECT]	ACPRPRD	Strongly disagree	5	0.8	58	0.6	228	0.6
		Disagree	7	1.0	181	2.0	636	1.8
		Neutral	99	15.4	1,401	15.2	5,046	14.3
		Agree	269	42.0	3,638	39.5	13,896	39.4
		Strongly agree	262	40.8	3,940	42.7	15,487	43.9
		Total	642	100.0	9,219	100.0	35,294	100.0
Item 19: During the first three weeks of your first semester/quarter at this college, about how often did you do the following?								
19c. Turn in an assignment late [HIEEXPECT]	LATETURN	Never	311	48.9	4,683	50.6	17,066	48.3
		Once	186	29.3	2,773	29.9	10,689	30.3
		Two or three times	118	18.6	1,500	16.2	6,117	17.3
		Four or more times	21	3.3	307	3.3	1,455	4.1
		Total	636	100.0	9,263	100.0	35,326	100.0
19d. Not turn in an assignment [HIEEXPECT]	NOTTURN	Never	431	68.7	5,943	64.8	23,081	65.7
		Once	126	20.0	2,041	22.2	7,628	21.7
		Two or three times	58	9.2	909	9.9	3,401	9.7
		Four or more times	12	2.0	282	3.1	1,008	2.9
		Total	627	100.0	9,176	100.0	35,117	100.0
19f. Come to class without completing readings or assignments [HIEEXPECT]	NOTCOMPL	Never	357	55.9	5,337	57.8	20,854	59.1
		Once	189	29.6	2,382	25.8	8,972	25.4
		Two or three times	70	10.9	1,145	12.4	4,246	12.0
		Four or more times	23	3.7	372	4.0	1,241	3.5
		Total	640	100.0	9,236	100.0	35,313	100.0

\* The comparison group and cohort columns on this page EXCLUDE your college.  
Please see Table 1 for unweighted sample and population values of demographic items.

**Survey of Entering Student Engagement - Florida SouthWestern State College (2024 Administration)  
2024 Benchmark Frequency Distributions - Main Survey**

Comparison Group: Large Colleges in the 2024 Cohort\*

Entering Students Only

[Weighted]

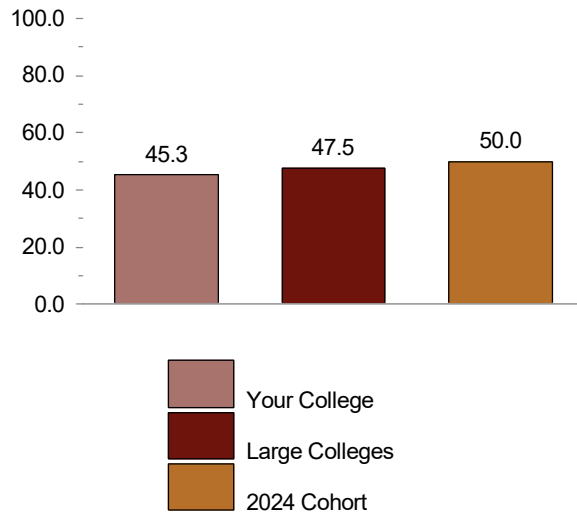
High Expectations and Aspirations (HIEXPECT)

			Your College		Large Colleges		2024 Cohort	
Item	Variable	Responses	Count	Percent	Count	Percent	Count	Percent
Item 19: During the first three weeks of your first semester/quarter at this college, about how often did you do the following?								
19s. Skip class [HIEXPECT]	SKIPCL	Never	519	81.3	7,419	80.2	28,538	80.6
		Once	88	13.9	1,192	12.9	4,507	12.7
		Two or three times	27	4.2	528	5.7	1,918	5.4
		Four or more times	4	0.7	114	1.2	446	1.3
		Total	638	100.0	9,253	100.0	35,409	100.0

\* The comparison group and cohort columns on this page EXCLUDE your college.  
Please see Table 1 for unweighted sample and population values of demographic items.



**Survey of Entering Student Engagement**  
**Florida SouthWestern State College (2024 Administration)**  
**2024 Benchmark Bar Chart - Main Survey**  
Comparison Group: Large Colleges in the 2024 Cohort\*  
Entering Students Only  
[Weighted]  
Clear Academic Plan and Pathway (ACADPLAN)



\* The comparison group and cohort bars on this page INCLUDE your college.

**Survey of Entering Student Engagement - Florida SouthWestern State College (2024 Administration)**

**2024 Benchmark Means Report - Main Survey**

Comparison Group: Large Colleges in the 2024 Cohort\*

Entering Students Only

[Weighted]

Clear Academic Plan and Pathway (ACADPLAN)

		Your College	Large Colleges		2024 Cohort	
Item	Variable	Mean	Mean	Effect Size**	Mean	Effect Size**
Item 18: Think about your experiences from the time of your decision to attend this college through the end of the first three weeks of your first semester/quarter.						
1 = Strongly disagree, 2 = Disagree, 3 = Neutral, 4 = Agree, 5 = Strongly agree						
18d. I was able to meet with an academic advisor at times convenient for me [ACADPLAN]	AACONTIM	3.80	3.94		3.99	-0.20**
18e. An advisor helped me to select a course of study, program, or major [ACADPLAN]	AASELMAJ	3.89	3.93		3.97	
18f. An advisor helped me to set academic goals and to create a plan for achieving them [ACADPLAN]	ACADGOAL	3.37	3.50		3.61	-0.22**
18g. An advisor helped me to identify the courses I needed to take during my first semester/quarter [ACADPLAN]	CRSADV	4.12	4.09		4.13	
18h. A college staff member talked with me about my commitments outside of school (work, children, dependents, etc.) to help me figure out how many courses to take [ACADPLAN]	OSCOMM	2.82	2.96		3.10	-0.23**

\* The comparison group and cohort columns on this page EXCLUDE your college.

\*\* T-test: 2-tailed

If a row contains less than 50 respondents, interpret the comparison results cautiously.

**Survey of Entering Student Engagement - Florida SouthWestern State College (2024 Administration)**  
**2024 Benchmark Frequency Distributions - Main Survey**

Comparison Group: Large Colleges in the 2024 Cohort\*

Entering Students Only

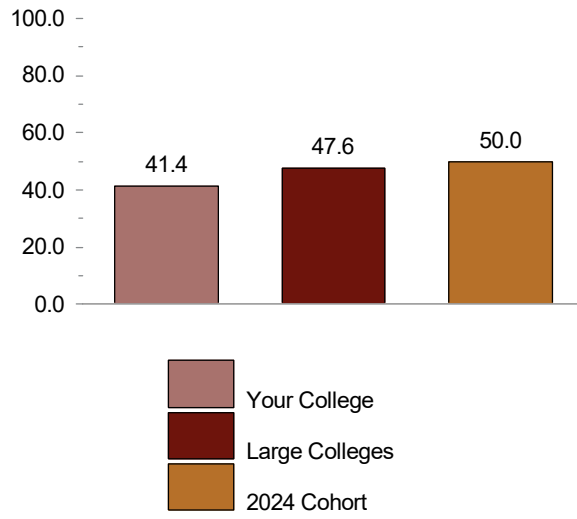
[Weighted]

Clear Academic Plan and Pathway (ACADPLAN)

Item	Variable	Responses	Your College		Large Colleges		2024 Cohort	
			Count	Percent	Count	Percent	Count	Percent
Item 18: Think about your experiences from the time of your decision to attend this college through the end of the first three weeks of your first semester/quarter.								
18d. I was able to meet with an academic advisor at times convenient for me [ACADPLAN]	AACONTIM	Strongly disagree	15	2.3	141	1.5	624	1.8
		Disagree	47	7.4	473	5.2	1,642	4.7
		Neutral	163	25.7	2,090	22.8	7,279	20.8
		Agree	236	37.3	3,517	38.3	13,418	38.3
		Strongly agree	173	27.3	2,953	32.2	12,056	34.4
		Total	633	100.0	9,174	100.0	35,018	100.0
18e. An advisor helped me to select a course of study, program, or major [ACADPLAN]	AASELMAJ	Strongly disagree	25	3.9	298	3.2	1,125	3.2
		Disagree	56	8.8	827	9.0	2,703	7.7
		Neutral	101	15.8	1,497	16.3	5,622	16.1
		Agree	238	37.2	3,203	34.8	12,046	34.4
		Strongly agree	219	34.3	3,381	36.7	13,515	38.6
		Total	639	100.0	9,206	100.0	35,010	100.0
18f. An advisor helped me to set academic goals and to create a plan for achieving them [ACADPLAN]	ACADGOAL	Strongly disagree	32	5.1	430	4.7	1,445	4.1
		Disagree	112	17.7	1,389	15.1	4,586	13.1
		Neutral	199	31.4	2,642	28.8	9,467	27.1
		Agree	170	26.9	2,596	28.3	10,240	29.3
		Strongly agree	119	18.8	2,125	23.1	9,241	26.4
		Total	632	100.0	9,182	100.0	34,978	100.0
18g. An advisor helped me to identify the courses I needed to take during my first semester/quarter [ACADPLAN]	CRSADV	Strongly disagree	15	2.3	239	2.6	879	2.5
		Disagree	27	4.1	471	5.1	1,711	4.9
		Neutral	84	13.2	1,201	13.1	4,292	12.2
		Agree	256	40.0	3,590	39.0	13,400	38.2
		Strongly agree	259	40.4	3,694	40.2	14,825	42.2
		Total	640	100.0	9,194	100.0	35,108	100.0
18h. A college staff member talked with me about my commitments outside of school (work, children, dependents, etc.) to help me figure out how many courses to take [ACADPLAN]	OSCOMM	Strongly disagree	77	12.2	1,006	11.0	3,260	9.3
		Disagree	214	33.6	2,682	29.2	9,109	26.0
		Neutral	152	24.0	2,475	26.9	9,510	27.1
		Agree	126	19.9	1,716	18.7	7,208	20.6
		Strongly agree	65	10.3	1,305	14.2	5,961	17.0
		Total	635	100.0	9,185	100.0	35,048	100.0

\* The comparison group and cohort columns on this page EXCLUDE your college.  
Please see Table 1 for unweighted sample and population values of demographic items.

**Survey of Entering Student Engagement**  
**Florida SouthWestern State College (2024 Administration)**  
**2024 Benchmark Bar Chart - Main Survey**  
Comparison Group: Large Colleges in the 2024 Cohort\*  
Entering Students Only  
[Weighted]  
Effective Track to College Readiness (COLLREAD)



\* The comparison group and cohort bars on this page INCLUDE your college.

**Survey of Entering Student Engagement - Florida SouthWestern State College (2024 Administration)**

**2024 Benchmark Means Report - Main Survey**  
 Comparison Group: Large Colleges in the 2024 Cohort\*

Entering Students Only

[Weighted]

Effective Track to College Readiness (COLLREAD)

		Your College	Large Colleges		2024 Cohort	
Item	Variable	Mean	Mean	Effect Size**	Mean	Effect Size**
Item 21: Think about your experiences from the time of your decision to attend this college through the end of the first three weeks of your first semester/quarter. Within a class, or through another experience at this college:						
1 = Strongly disagree, 2 = Disagree, 3 = Neutral, 4 = Agree, 5 = Strongly agree						
21a. I learned to improve my study skills (listening, note taking, highlighting readings, working with others, etc.) [COLLREAD]	LNDSTUDY	3.99	4.01		4.04	
21b. I learned to understand my academic strengths and weaknesses [COLLREAD]	LNDACAWK	3.98	3.98		4.03	
21c. I learned skills and strategies to improve my test-taking ability [COLLREAD]	LNSKILLS	3.50	3.67		3.74	-0.23**
One or more items in this benchmark are not suited to means calculations. Please see the Frequency Distribution that follows for these items.						

\* The comparison group and cohort columns on this page EXCLUDE your college.

\*\* T-test: 2-tailed

If a row contains less than 50 respondents, interpret the comparison results cautiously.

**Survey of Entering Student Engagement - Florida SouthWestern State College (2024 Administration)  
2024 Benchmark Frequency Distributions - Main Survey**

Comparison Group: Large Colleges in the 2024 Cohort\*

Entering Students Only

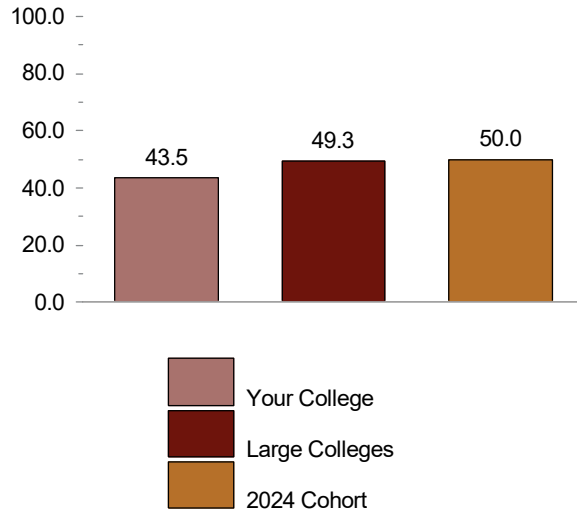
[Weighted]

Effective Track to College Readiness (COLLREAD)

Item	Variable	Responses	Your College		Large Colleges		2024 Cohort	
			Count	Percent	Count	Percent	Count	Percent
Item 12: Think about your experiences from the time of your decision to attend this college through the end of the first three weeks of your first semester/quarter.								
12a. Before I could register for classes, I was required to take a placement test (COMPASS, ASSET, ACCUPLACER, SAT, ACT, etc.) to assess my skills in reading, writing, and/or math [COLLREAD]	REQPTST	Yes	225	35.8	4,818	53.3	18,141	52.4
		No	403	64.2	4,223	46.7	16,510	47.6
		Total	628	100.0	9,041	100.0	34,651	100.0
12b. I took a placement test (COMPASS, ASSET, ACCUPLACER, SAT, ACT, etc.) [COLLREAD]	TKPTST	Yes	354	57.4	5,862	66.0	21,324	62.4
		No	262	42.6	3,025	34.0	12,838	37.6
		Total	616	100.0	8,887	100.0	34,163	100.0
Item 14								
14. This college required me to enroll in classes indicated by my placement test scores during my first semester/quarter [COLLREAD]	REQCLASS	Yes	144	23.2	3,350	42.4	12,324	43.7
		No	478	76.8	4,543	57.6	15,884	56.3
		Total	622	100.0	7,894	100.0	28,208	100.0
Item 21: Think about your experiences from the time of your decision to attend this college through the end of the first three weeks of your first semester/quarter. Within a class, or through another experience at this college:								
21a. I learned to improve my study skills (listening, note taking, highlighting readings, working with others, etc.) [COLLREAD]	LNDSTUDY	Strongly disagree	5	0.8	118	1.3	491	1.4
		Disagree	22	3.4	337	3.7	1,231	3.6
		Neutral	136	21.4	1,812	20.0	6,640	19.2
		Agree	284	44.5	3,908	43.1	14,378	41.6
		Strongly agree	190	29.8	2,899	32.0	11,787	34.1
		Total	638	100.0	9,074	100.0	34,527	100.0
21b. I learned to understand my academic strengths and weaknesses [COLLREAD]	LNDACAWK	Strongly disagree	4	0.6	91	1.0	380	1.1
		Disagree	22	3.5	332	3.7	1,157	3.3
		Neutral	146	22.8	1,917	21.1	6,821	19.7
		Agree	281	44.0	4,021	44.3	15,036	43.5
		Strongly agree	186	29.1	2,712	29.9	11,197	32.4
		Total	638	100.0	9,072	100.0	34,592	100.0
21c. I learned skills and strategies to improve my test-taking ability [COLLREAD]	LNDKLLS	Strongly disagree	19	3.0	211	2.3	784	2.3
		Disagree	69	10.8	847	9.3	2,960	8.6
		Neutral	239	37.6	2,823	31.1	10,042	29.0
		Agree	191	30.1	3,005	33.1	11,519	33.3
		Strongly agree	118	18.5	2,179	24.0	9,274	26.8
		Total	636	100.0	9,064	100.0	34,579	100.0

\* The comparison group and cohort columns on this page EXCLUDE your college.  
Please see Table 1 for unweighted sample and population values of demographic items.

**Survey of Entering Student Engagement**  
**Florida SouthWestern State College (2024 Administration)**  
**2024 Benchmark Bar Chart - Main Survey**  
Comparison Group: Large Colleges in the 2024 Cohort\*  
Entering Students Only  
[Weighted]  
Engaged Learning (ENGAGLRN)



\* The comparison group and cohort bars on this page INCLUDE your college.

**Survey of Entering Student Engagement - Florida SouthWestern State College (2024 Administration)**

**2024 Benchmark Means Report - Main Survey**  
 Comparison Group: Large Colleges in the 2024 Cohort\*  
 Entering Students Only  
 [Weighted]  
 Engaged Learning (ENGAGLRN)

		Your College	Large Colleges		2024 Cohort	
Item	Variable	Mean	Mean	Effect Size**	Mean	Effect Size**
Item 19: During the first three weeks of your first semester/quarter at this college, about how often did you do the following?						
1 = Never, 2 = Once, 3 = Two or three times, 4 = Four or more times						
19a. Ask questions in class or contribute to class discussions [ENGAGLRN]	ASKQUES	2.65	2.81		2.82	
19b. Prepare at least two drafts of a paper or assignment before turning it in [ENGAGLRN]	PREPDRFT	2.07	2.08		2.10	
19e. Participate in supplemental instruction (extra class sessions with an instructor, tutor, or experienced student) [ENGAGLRN]	SUPINSTR	1.30	1.51	-0.26**	1.52	-0.26**
19g. Work with other students on a project or assignment during class [ENGAGLRN]	PINCLASS	2.40	2.40		2.39	
19h. Work with classmates outside of class on class projects or assignments [ENGAGLRN]	PREPOUTC	1.52	1.54		1.58	
19i. Participate in a required study group outside of class [ENGAGLRN]	GRPSTUDY	1.23	1.26		1.29	
19j. Participate in a student-initiated (not required) study group outside of class [ENGAGLRN]	NRGSTUDY	1.30	1.30		1.33	
19k. Use an electronic tool (e-mail, text messaging, Facebook, MySpace, class Web site, etc.) to communicate with another student about coursework [ENGAGLRN]	USEINTMG	2.02	2.07		2.15	
19l. Use an electronic tool (e-mail, text messaging, Facebook, MySpace, class Web site, etc.) to communicate with an instructor about coursework [ENGAGLRN]	MAILFAC	2.13	2.37	-0.23**	2.43	-0.29**
19m. Discuss an assignment or grade with an instructor [ENGAGLRN]	FACASSN	1.94	2.07		2.09	
19n. Ask for help from an instructor regarding questions or problems related to a class [ENGAGLRN]	CLASSREL	2.18	2.37	-0.21**	2.38	-0.22**
19o. Receive prompt written or oral feedback from instructors on your performance [ENGAGLRN]	FEEDBACK	2.61	2.54		2.56	
19q. Discuss ideas from your readings or classes with instructors outside of class [ENGAGLRN]	FACIDOC	1.41	1.60	-0.21**	1.62	-0.23**
Item 20.2: Think about your experiences from the time of your decision to attend this college through the end of the first three weeks of your first semester/quarter. How often did you use the following services?						
1 = Never, 2 = Once, 3 = Two or three times, 4 = Four or more times						
20.2d. Face-to-face tutoring [ENGAGLRN]	FFTUSE	1.17	1.35	-0.24**	1.31	
20.2f. Writing, math, or other skill lab [ENGAGLRN]	SKLABUSE	1.39	1.64	-0.25**	1.58	-0.20**
20.2h. Computer lab [ENGAGLRN]	COMLBUSE	1.46	1.65		1.68	-0.22**

\* The comparison group and cohort columns on this page EXCLUDE your college.

\*\* T-test: 2-tailed

If a row contains less than 50 respondents, interpret the comparison results cautiously.



**Survey of Entering Student Engagement - Florida SouthWestern State College (2024 Administration)**  
**2024 Benchmark Frequency Distributions - Main Survey**

Comparison Group: Large Colleges in the 2024 Cohort\*

Entering Students Only

[Weighted]

Engaged Learning (ENGAGLRN)

Item	Variable	Responses	Your College		Large Colleges		2024 Cohort	
			Count	Percent	Count	Percent	Count	Percent
Item 19: During the first three weeks of your first semester/quarter at this college, about how often did you do the following?								
19a. Ask questions in class or contribute to class discussions [ENGAGLRN]	ASKQUES	Never	82	12.8	876	9.4	3,327	9.4
		Once	177	27.7	2,165	23.3	8,099	22.8
		Two or three times	260	40.7	4,111	44.2	15,505	43.7
		Four or more times	120	18.8	2,140	23.0	8,517	24.0
		Total	640	100.0	9,292	100.0	35,448	100.0
19b. Prepare at least two drafts of a paper or assignment before turning it in [ENGAGLRN]	PREPDRFT	Never	197	31.4	3,005	32.6	11,035	31.3
		Once	228	36.3	3,080	33.4	12,047	34.2
		Two or three times	163	26.0	2,507	27.2	9,695	27.5
		Four or more times	40	6.3	627	6.8	2,493	7.1
		Total	628	100.0	9,219	100.0	35,271	100.0
19e. Participate in supplemental instruction (extra class sessions with an instructor, tutor, or experienced student) [ENGAGLRN]	SUPINSTR	Never	515	80.4	6,349	68.6	24,153	68.3
		Once	73	11.4	1,512	16.3	5,783	16.3
		Two or three times	38	5.9	947	10.2	3,672	10.4
		Four or more times	14	2.2	452	4.9	1,776	5.0
		Total	641	100.0	9,260	100.0	35,384	100.0
19g. Work with other students on a project or assignment during class [ENGAGLRN]	PINCLASS	Never	143	22.3	2,441	26.4	9,607	27.2
		Once	173	27.0	2,154	23.3	8,025	22.7
		Two or three times	253	39.5	3,159	34.1	12,008	34.0
		Four or more times	72	11.3	1,508	16.3	5,728	16.2
		Total	641	100.0	9,263	100.0	35,367	100.0
19h. Work with classmates outside of class on class projects or assignments [ENGAGLRN]	PREPOUTC	Never	423	66.4	6,187	67.0	22,847	64.8
		Once	119	18.6	1,549	16.8	6,109	17.3
		Two or three times	72	11.3	1,032	11.2	4,427	12.6
		Four or more times	23	3.7	465	5.0	1,876	5.3
		Total	637	100.0	9,233	100.0	35,259	100.0
19i. Participate in a required study group outside of class [ENGAGLRN]	GRPSTUDY	Never	543	85.1	7,804	84.4	28,973	82.1
		Once	56	8.7	773	8.4	3,348	9.5
		Two or three times	27	4.2	429	4.6	1,922	5.4
		Four or more times	13	2.0	243	2.6	1,055	3.0
		Total	638	100.0	9,249	100.0	35,299	100.0
19j. Participate in a student-initiated (not required) study group outside of class [ENGAGLRN]	NRGSTUDY	Never	519	82.1	7,495	81.5	28,218	80.2
		Once	60	9.5	902	9.8	3,651	10.4
		Two or three times	33	5.2	520	5.6	2,157	6.1
		Four or more times	20	3.2	285	3.1	1,163	3.3
		Total	632	100.0	9,202	100.0	35,190	100.0

\* The comparison group and cohort columns on this page EXCLUDE your college.  
Please see Table 1 for unweighted sample and population values of demographic items.

**Survey of Entering Student Engagement - Florida SouthWestern State College (2024 Administration)**  
**2024 Benchmark Frequency Distributions - Main Survey**

Comparison Group: Large Colleges in the 2024 Cohort\*

Entering Students Only

[Weighted]

Engaged Learning (ENGAGLRN)

			Your College		Large Colleges		2024 Cohort	
Item	Variable	Responses	Count	Percent	Count	Percent	Count	Percent
Item 19: During the first three weeks of your first semester/quarter at this college, about how often did you do the following?								
19k. Use an electronic tool (e-mail, text messaging, Facebook, MySpace, class Web site, etc.) to communicate with another student about coursework [ENGAGLRN]	USEINTMG	Never	296	46.4	4,126	44.6	14,542	41.2
		Once	124	19.5	1,772	19.1	7,025	19.9
		Two or three times	128	20.0	1,933	20.9	7,446	21.1
		Four or more times	90	14.1	1,424	15.4	6,246	17.7
		Total	639	100.0	9,255	100.0	35,259	100.0
19l. Use an electronic tool (e-mail, text messaging, Facebook, MySpace, class Web site, etc.) to communicate with an instructor about coursework [ENGAGLRN]	MAILFAC	Never	217	33.9	2,417	26.2	8,692	24.7
		Once	182	28.5	2,462	26.7	8,985	25.5
		Two or three times	182	28.5	2,867	31.1	11,185	31.7
		Four or more times	58	9.2	1,463	15.9	6,372	18.1
		Total	639	100.0	9,209	100.0	35,234	100.0
19m. Discuss an assignment or grade with an instructor [ENGAGLRN]	FACASSN	Never	231	36.3	3,111	33.6	11,537	32.6
		Once	244	38.2	3,126	33.8	11,794	33.4
		Two or three times	133	20.8	2,309	25.0	9,184	26.0
		Four or more times	30	4.8	704	7.6	2,826	8.0
		Total	638	100.0	9,250	100.0	35,341	100.0
19n. Ask for help from an instructor regarding questions or problems related to a class [ENGAGLRN]	CLASSREL	Never	167	26.5	2,116	22.9	7,903	22.4
		Once	227	36.0	2,729	29.5	10,505	29.8
		Two or three times	197	31.1	3,224	34.9	12,371	35.0
		Four or more times	41	6.5	1,174	12.7	4,525	12.8
		Total	632	100.0	9,244	100.0	35,303	100.0
19o. Receive prompt written or oral feedback from instructors on your performance [ENGAGLRN]	FEEDBACK	Never	107	16.9	1,894	20.5	7,044	20.0
		Once	149	23.5	2,256	24.4	8,647	24.5
		Two or three times	261	41.1	3,288	35.6	12,335	35.0
		Four or more times	119	18.6	1,789	19.4	7,235	20.5
		Total	636	100.0	9,226	100.0	35,262	100.0
19q. Discuss ideas from your readings or classes with instructors outside of class [ENGAGLRN]	FACIDOC	Never	468	73.2	5,887	63.8	21,977	62.4
		Once	99	15.5	1,667	18.1	6,726	19.1
		Two or three times	50	7.9	1,162	12.6	4,491	12.7
		Four or more times	22	3.4	508	5.5	2,030	5.8
		Total	640	100.0	9,224	100.0	35,223	100.0
Item 20.2: Think about your experiences from the time of your decision to attend this college through the end of the first three weeks of your first semester/quarter. How often did you use the following services?								
20.2d. Face-to-face tutoring [ENGAGLRN]	FFTUSE	Never	470	88.6	6,136	79.2	23,736	81.0
		Once	38	7.2	835	10.8	2,996	10.2
		Two or three times	14	2.6	457	5.9	1,555	5.3
		Four or more times	9	1.6	320	4.1	1,033	3.5
		Total	530	100.0	7,748	100.0	29,320	100.0

\* The comparison group and cohort columns on this page EXCLUDE your college.  
Please see Table 1 for unweighted sample and population values of demographic items.

**Survey of Entering Student Engagement - Florida SouthWestern State College (2024 Administration)**  
**2024 Benchmark Frequency Distributions - Main Survey**

Comparison Group: Large Colleges in the 2024 Cohort\*

Entering Students Only

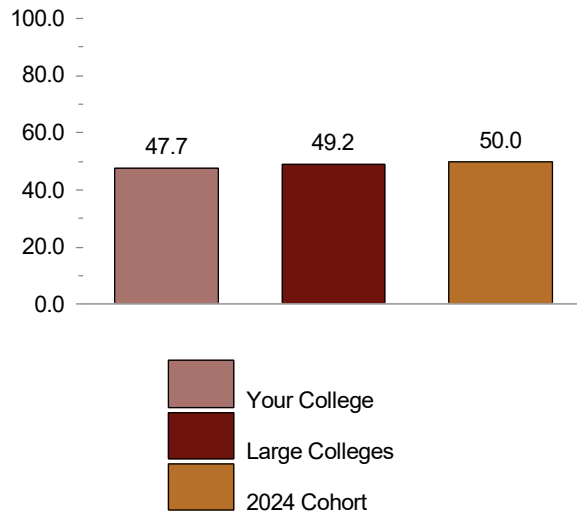
[Weighted]

Engaged Learning (ENGAGLRN)

			Your College		Large Colleges		2024 Cohort	
Item	Variable	Responses	Count	Percent	Count	Percent	Count	Percent
Item 20.2: Think about your experiences from the time of your decision to attend this college through the end of the first three weeks of your first semester/quarter. How often did you use the following services?								
20.2f. Writing, math, or other skill lab [ENGAGLRN]	SKLABUSE	Never	332	76.3	4,152	65.8	16,450	68.3
		Once	60	13.7	911	14.4	3,338	13.9
		Two or three times	22	5.1	633	10.0	2,287	9.5
		Four or more times	22	5.0	612	9.7	2,001	8.3
		Total	436	100.0	6,307	100.0	24,076	100.0
20.2h. Computer lab [ENGAGLRN]	COMLBUSE	Never	262	71.5	4,232	64.6	16,187	62.7
		Once	60	16.3	1,022	15.6	4,139	16.0
		Two or three times	24	6.5	674	10.3	3,015	11.7
		Four or more times	21	5.7	623	9.5	2,491	9.6
		Total	366	100.0	6,551	100.0	25,831	100.0

\* The comparison group and cohort columns on this page EXCLUDE your college.  
Please see Table 1 for unweighted sample and population values of demographic items.

**Survey of Entering Student Engagement**  
**Florida SouthWestern State College (2024 Administration)**  
**2024 Benchmark Bar Chart - Main Survey**  
Comparison Group: Large Colleges in the 2024 Cohort\*  
Entering Students Only  
[Weighted]  
Academic and Social Support (ACSOCSUP)



\* The comparison group and cohort bars on this page INCLUDE your college.

**Survey of Entering Student Engagement - Florida SouthWestern State College (2024 Administration)**

**2024 Benchmark Means Report - Main Survey**  
 Comparison Group: Large Colleges in the 2024 Cohort\*  
 Entering Students Only  
 [Weighted]  
 Academic and Social Support (ACSOCSUP)

		Your College	Large Colleges		2024 Cohort	
Item	Variable	Mean	Mean	Effect Size**	Mean	Effect Size**
Item 18: Think about your experiences from the time of your decision to attend this college through the end of the first three weeks of your first semester/quarter.						
1 = Strongly disagree, 2 = Disagree, 3 = Neutral, 4 = Agree, 5 = Strongly agree						
18l. All instructors clearly explained academic and student support services available at this college [ACSOCSUP]	RESOURCE	4.11	4.06		4.07	
18m. All instructors clearly explained course grading policies [ACSOCSUP]	GRADEPOL	4.39	4.34		4.35	
18n. All instructors clearly explained course syllabi (syllabuses) [ACSOCSUP]	SYLLABI	4.43	4.39		4.40	
18o. I knew how to get in touch with my instructors outside of class [ACSOCSUP]	FACMEET	4.34	4.36		4.37	
18q. At least one other student whom I didn't previously know learned my name [ACSOCSUP]	OSTUDNAM	3.95	4.01		4.01	
18r. At least one instructor learned my name [ACSOCSUP]	FACNAM	4.01	4.28	-0.31**	4.28	-0.31**
18s. I learned the name of at least one other student in most of my classes [ACSOCSUP]	STUNAM	4.03	4.15		4.17	

\* The comparison group and cohort columns on this page EXCLUDE your college.

\*\* T-test: 2-tailed

If a row contains less than 50 respondents, interpret the comparison results cautiously.

**Survey of Entering Student Engagement - Florida SouthWestern State College (2024 Administration)**  
**2024 Benchmark Frequency Distributions - Main Survey**

Comparison Group: Large Colleges in the 2024 Cohort\*

Entering Students Only

[Weighted]

Academic and Social Support (ACSOCSUP)

Item	Variable	Responses	Your College		Large Colleges		2024 Cohort	
			Count	Percent	Count	Percent	Count	Percent
Item 18: Think about your experiences from the time of your decision to attend this college through the end of the first three weeks of your first semester/quarter.								
18l. All instructors clearly explained academic and student support services available at this college [ACSOCSUP]	RESOURCE	Strongly disagree	5	0.7	79	0.9	389	1.1
		Disagree	34	5.3	478	5.2	1,624	4.6
		Neutral	88	13.7	1,513	16.5	5,643	16.1
		Agree	270	42.2	3,882	42.4	14,700	42.0
		Strongly agree	243	38.0	3,212	35.0	12,646	36.1
		Total	639	100.0	9,165	100.0	35,002	100.0
18m. All instructors clearly explained course grading policies [ACSOCSUP]	GRADEPOL	Strongly disagree	2	0.3	40	0.4	206	0.6
		Disagree	6	1.0	162	1.8	570	1.6
		Neutral	53	8.3	773	8.4	2,842	8.1
		Agree	261	40.7	3,893	42.4	14,657	41.8
		Strongly agree	319	49.8	4,324	47.0	16,762	47.8
		Total	641	100.0	9,193	100.0	35,037	100.0
18n. All instructors clearly explained course syllabi (syllabuses) [ACSOCSUP]	SYLLABI	Strongly disagree	1	0.1	25	0.3	161	0.5
		Disagree	7	1.0	119	1.3	463	1.3
		Neutral	41	6.4	714	7.8	2,613	7.4
		Agree	258	40.4	3,687	40.1	13,806	39.4
		Strongly agree	332	52.1	4,657	50.6	18,031	51.4
		Total	638	100.0	9,202	100.0	35,075	100.0
18o. I knew how to get in touch with my instructors outside of class [ACSOCSUP]	FACMEET	Strongly disagree	2	0.3	40	0.4	183	0.5
		Disagree	13	2.0	149	1.6	564	1.6
		Neutral	53	8.3	741	8.0	2,671	7.6
		Agree	268	41.9	3,823	41.5	14,378	40.9
		Strongly agree	304	47.5	4,458	48.4	17,316	49.3
		Total	639	100.0	9,212	100.0	35,112	100.0
18q. At least one other student whom I didn't previously know learned my name [ACSOCSUP]	OSTUDNAM	Strongly disagree	30	4.7	334	3.6	1,326	3.8
		Disagree	47	7.4	732	8.0	2,580	7.3
		Neutral	95	14.8	1,208	13.1	4,752	13.5
		Agree	218	34.2	3,141	34.1	12,081	34.4
		Strongly agree	248	38.9	3,786	41.2	14,380	40.9
		Total	638	100.0	9,201	100.0	35,120	100.0
18r. At least one instructor learned my name [ACSOCSUP]	FACNAM	Strongly disagree	22	3.5	125	1.4	486	1.4
		Disagree	45	7.1	293	3.2	1,114	3.2
		Neutral	92	14.5	947	10.3	3,660	10.4
		Agree	224	35.1	3,335	36.4	12,775	36.5
		Strongly agree	254	39.9	4,475	48.8	17,005	48.5
		Total	638	100.0	9,175	100.0	35,040	100.0

\* The comparison group and cohort columns on this page EXCLUDE your college.  
Please see Table 1 for unweighted sample and population values of demographic items.

**Survey of Entering Student Engagement - Florida SouthWestern State College (2024 Administration)**  
**2024 Benchmark Frequency Distributions - Main Survey**

Comparison Group: Large Colleges in the 2024 Cohort\*

Entering Students Only

[Weighted]

Academic and Social Support (ACSOCSUP)

			Your College		Large Colleges		2024 Cohort	
Item	Variable	Responses	Count	Percent	Count	Percent	Count	Percent
Item 18: Think about your experiences from the time of your decision to attend this college through the end of the first three weeks of your first semester/quarter.								
18s. I learned the name of at least one other student in most of my classes [ACSOCSUP]	STUNAM	Strongly disagree	21	3.4	243	2.6	908	2.6
		Disagree	51	8.0	545	5.9	1,882	5.4
		Neutral	78	12.3	957	10.4	3,606	10.3
		Agree	224	35.3	3,315	36.0	12,632	36.0
		Strongly agree	261	41.1	4,136	45.0	16,088	45.8
		Total	636	100.0	9,196	100.0	35,116	100.0

\* The comparison group and cohort columns on this page EXCLUDE your college.  
Please see Table 1 for unweighted sample and population values of demographic items.